


## Quick Installation Manual 2.0

Congratulations on purchasing your cCore archiving appliance.

This short guide will help you install and configure the network interface on your Jatheon cCore appliance.


- 1 | Connect laptop over UTP crossover cable to the cCore device LAN1 interface.



### REAR I/O PORTS

Description		Description	
1 -	COM 1 Port	6 -	USB6 (3.0)
2 -	IPMI LAN	7 -	LAN1
3 -	USB 1	8 -	LAN2
4 -	USB0	9 -	VGA Port
5 -	USB7 (3.0)	10 -	UID Switch

cCore 6 and 8x



## REAR I/O PORTS

Description		Description	
1 -	COM Port 1	6 -	USB9 (3.0)
2 -	Dedicated IPMI LAN	8 -	JLAN1: LAN3/4 (-NCTF only)
3 -	USB 1	9 -	VGA Port
4 -	USB0	10 -	UID Switch
5 -	USB10 (3.0)		

**cCore 12x, 24x, 48x and 96x**

2 | Power on Laptop and set its Network Adapter - TCP/IPv4 Properties:

IP address: **192.168.220.10**

Subnet mask: **225.255.255.0**

Default gateway: **192.168.220.31**

3 | Power on the cCore device and wait for it to boot up.

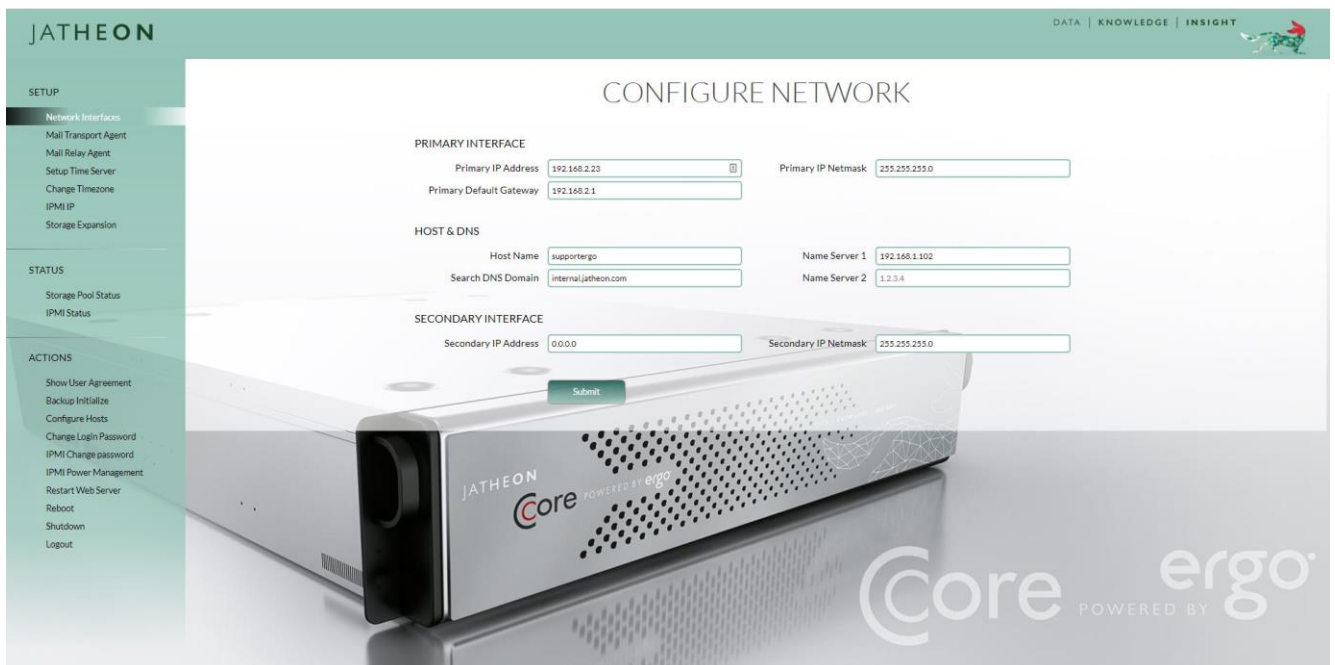
4 | On laptop open a browser (Internet Explorer, Firefox, Opera or Google Chrome) and in the address bar type: **http://192.168.220.31:8080**

5 You will be greeted with login prompt. Using your keyboard, log in with following credentials:

login as: **ergo**  
pass: **jatheonergo**



6 Navigate to Network interface tab, fill in your network parameters and click Submit



- 7 | Unplug LAN cable from the laptop and connect it to your network switch, make sure you can ping the IP configured in step 6.

## About Jatheon

We founded Jatheon Technologies Inc. in 2004 to empower companies in their efforts to ensure email compliance and facilitate eDiscovery.

Today, we are leaders in the archiving industry, with **5+ billion processed messages** and unique on-premise and cloud archiving and governance solutions. We continue to raise the bar throughout the industry with our latest enterprise-grade **cCore** archiving appliances, a powerful archiving, retrieval and dynamic monitoring software and best-in class tech support, **Jatheon Care**. In 2017, we built **Jatheon CTRL** - a social media and mobile archiving add-on that smoothly integrates with our email archiving software.

It is our mission to ensure security and bring peace of mind to businesses, government agencies, educational, financial and healthcare institutions across the globe. We're headquartered in Toronto, but we serve clients worldwide through our network of global business partners. For more information, please visit [www.jatheon.com](http://www.jatheon.com).